

**TECHNICAL DATA SHEET FOR AMBIENT VAPORIZER, MATERIAL ALUMINIUM**  
**PROCESS FINNED TUBES, MATERIAL ALUMINIUM ALLOY 6063 T6**

File: vaqpedvessel.  
 SPEC. 001-2001AR  
 DATE 9/3/2004  
 REV. 1  
 SH 1/3

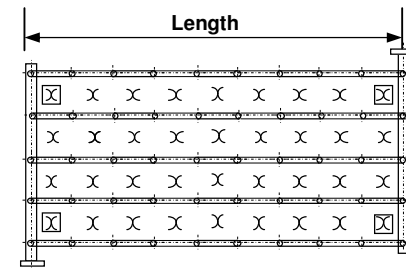
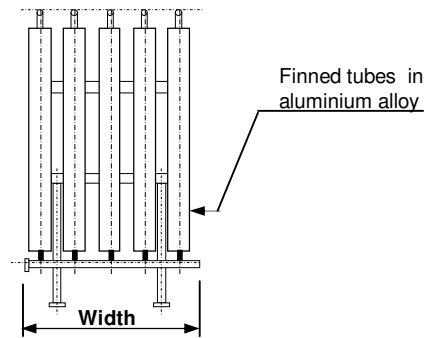
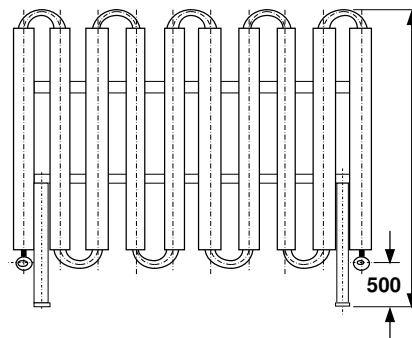
TYPE	m <sup>2</sup>	TUBES Q.ty x Length	FLOW RATE Nm <sup>3</sup> /h (8hour)			TUBES LAY-OUT	Q.TY OF SUPPORTS	WEIGHT kg	OVERALL DIMENSIONS hig. x wid.x leng.mm	CONNECTIONS, mm		Notes
			O2	N2	Ar					ND inlet	ND outlet	
R40-20/3	6,54	2 x 3000	20	22,7	25,2	2 x 1	1 LEG	26	3780 x 240 x 580	20	20	Vessel PED Cat. III
R40-20/4	8,72	2 x 4000	27	30,3	33,6	2 x 1	1 LEG	33	4780 x 240 x 580	20	20	Vessel PED Cat. III
R40-20/5	10,9	2 x 5000	33	37,8	42,0	2 x 1	1 LEG	41	5780 x 240 x 580	20	20	Vessel PED Cat. III
R40-20/6	13,08	2 x 6000	40	45,4	50,4	2 x 1	1 LEG	48	6780 x 240 x 580	20	20	Vessel PED Cat. III
R40-40/3	13,08	4 x 3000	40	45,4	50,4	2 x 2	1 LEG	49	3780 x 366 x 520	20	20	Vessel PED Cat. III
R40-40/4	17,44	4 x 4000	53	60,5	67,1	2 x 2	2 LEGS	68	4780 x 366 x 520	20	20	Vessel PED Cat. III
R40-40/5	21,8	4 x 5000	66	75,6	83,9	2 x 2	2 LEGS	82	5780 x 366 x 520	20	20	Vessel PED Cat. III
R40-40/6	26,16	4 x 6000	80	90,8	100,7	2 x 2	2 LEGS	97	6780 x 366 x 520	20	20	Vessel PED Cat. III
R40-60/3	19,62	6 x 3000	60	68,1	75,5	2 x 3	1 LEG	78	3780 x 366 x 756	20	20	Vessel PED Cat. III
R40-60/4	26,16	6 x 4000	80	90,8	100,7	2 x 3	2 LEGS	97	4780 x 366 x 756	20	20	Vessel PED Cat. III
R40-60/5	32,7	6 x 5000	100	113,5	125,9	2 x 3	2 LEGS	118	5780 x 366 x 756	20	20	Vessel PED Cat. III
R40-60/6	39,24	6 x 6000	120	136,2	151,1	2 x 3	2 LEGS	140	6780 x 366 x 756	20	20	Vessel PED Cat. III
R40-80/3	26,16	8 x 3000	80	90,8	100,7	2 x 4	2 LEGS	100	3780 x 366 x 1008	20	20	Vessel PED Cat. III
R40-80/4	34,88	8 x 4000	106	121,0	134,3	2 x 4	2 LEGS	128	4780 x 366 x 1008	20	20	Vessel PED Cat. III
R40-80/5	43,6	8 x 5000	133	151,3	167,9	2 x 4	2 LEGS	160	5780 x 366 x 1008	20	20	Vessel PED Cat. III
R40-80/6	52,32	8 x 6000	160	181,6	201,4	2 x 4	2 LEGS	189	6780 x 366 x 1008	20	20	Vessel PED Cat. III
R40-90/3	29,43	9 x 3000	90	102,1	113,3	3 x 3	2 LEGS	108	3780 x 610 x 755	20	20	Vessel PED Cat. III
R40-90/4	39,24	9 x 4000	120	136,2	151,1	3 x 3	2 LEGS	141	4780 x 610 x 755	20	20	Vessel PED Cat. III
R40-90/5	49,05	9 x 5000	150	170,2	188,8	3 x 3	2 LEGS	175	5780 x 610 x 755	20	20	Vessel PED Cat. III
R40-90/6	58,86	9 x 6000	180	204,2	226,6	3 x 3	2 LEGS	208	6780 x 610 x 755	20	20	Vessel PED Cat. III
R40-120/3	39,24	12 x 3000	120	136,2	151,1	3 x 4	2 LEGS	143	3780 x 610 x 1150	20	20	Vessel PED Cat. III
R40-120/4	52,32	12 x 4000	160	181,6	201,4	3 x 4	2 LEGS	186	4780 x 610 x 1150	20	20	Vessel PED Cat. III

**TECHNICAL DATA**

Design pressure	40 bar
Design temperature	-196°C+100°C
Max working pressure	40 bar
Working temperature	-196°C+50°C
Fluid	All
Test pressure	60 bar

**FLOWRATE FOR 1 m<sup>2</sup> OF SURFACE**

O <sub>2</sub> = 3,05	N <sub>2</sub> = 3,47	Ar = 3,85
-----------------------	-----------------------	-----------



**TECHNICAL DATA SHEET FOR AMBIENT VAPORIZER, MATERIAL ALUMINIUM  
 PROCESS FINNED TUBES, MATERIAL ALUMINIUM ALLOY 6063 T6**

File: vaqpedvessel.  
 SPEC. 001-2001AR  
 DATE 9/3/2004  
 REV. 1  
 SH 2/3

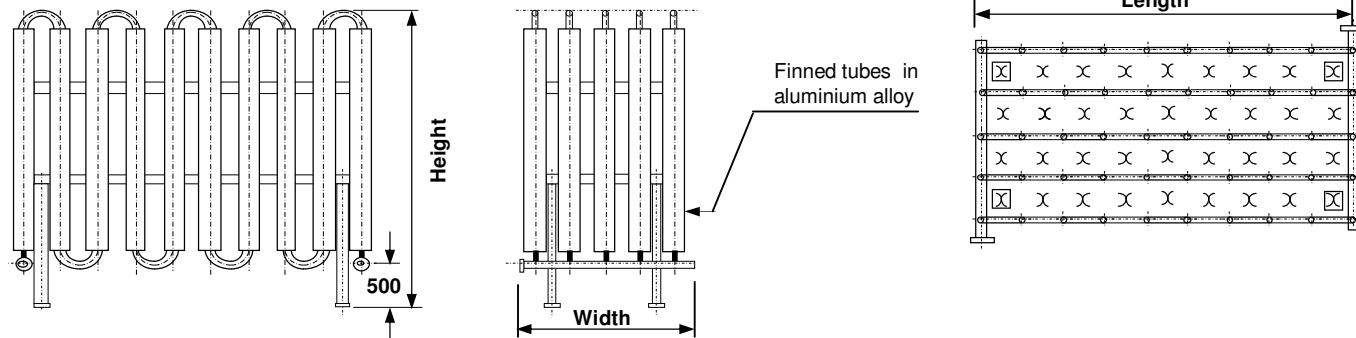
TYPE	SURFACE m <sup>2</sup>	TUBES Q.ty x Length	FLOW RATE Nm <sup>3</sup> /h (8hour)			TUBES LAY-OUT	Q.TY OF SUPPORTS	WEIGHT kg	OVERALL DIMENSIONS hig. x wid.x leng.mm	CONNECTIONS, mm		Notes
			O2	N2	Ar					ID inlet	ID outlet	
R40-120/5	65,4	12 x 5000	199	226,9	251,8	3 x 4	2 LEGS	232	5780 x 610 x 1150	20	20	Vessel PED Cat. III
R40-120/6	78,48	12 x 6000	239	272,3	302,1	3 x 4	2 LEGS	275	6780 x 610 x 1150	20	20	Vessel PED Cat. III
R40-160/3	52,32	16 x 3000	160	181,6	201,4	4 x 4	4 LEGS	196	3780 x 990 x 845	20	20	Vessel PED Cat. III
R40-160/4	69,76	16 x 4000	213	242,1	268,6	4 x 4	4 LEGS	254	4780 x 990 x 845	20	20	Vessel PED Cat. III
R40-160/5	87,2	16 x 5000	266	302,6	335,7	4 x 4	4 LEGS	316	5780 x 990 x 845	20	20	Vessel PED Cat. III
R40-160/6	104,64	16 x 6000	319	363,1	402,9	4 x 4	4 LEGS	374	6780 x 990 x 845	25	40	Vessel PED Cat. IV
R40-200/3	65,4	20 x 3000	199	226,9	251,8	4 x 5	4 LEGS	243	3780 x 990 x 1080	20	20	Vessel PED Cat. IV
R40-200/4	87,2	20 x 4000	266	302,6	335,7	4 x 5	4 LEGS	315	4780 x 990 x 1080	20	20	Vessel PED Cat. IV
R40-200/5	109	20 x 5000	332	378,2	419,7	4 x 5	4 LEGS	393	5780 x 990 x 1080	25	40	Vessel PED Cat. IV
R40-200/6	130,8	20 x 6000	399	453,9	503,6	4 x 5	4 LEGS	465	6780 x 990 x 1080	25	40	Vessel PED Cat. IV
R40-240/3	78,48	24 x 3000	239	272,3	302,1	4 x 6	4 LEGS	289	3780 x 990 x 1320	20	20	Vessel PED Cat. IV
R40-240/4	104,64	24 x 4000	319	363,1	402,9	4 x 6	4 LEGS	375	4780 x 990 x 1320	25	40	Vessel PED Cat. IV
R40-240/5	130,8	24 x 5000	399	453,9	503,6	4 x 6	4 LEGS	469	5780 x 990 x 1320	25	40	Vessel PED Cat. IV
R40-240/6	156,96	24 x 6000	479	544,7	604,3	4 x 6	4 LEGS	555	6780 x 990 x 1320	25	40	Vessel PED Cat. IV
R40-300/3	98,1	30 x 3000	299	340,4	377,7	5 x 6	4 LEGS	359	3780 x 1225 x 1320	25	40	Vessel PED Cat. IV
R40-300/4	130,8	30 x 4000	399	453,9	503,6	5 x 6	4 LEGS	467	4780 x 1225 x 1320	25	40	Vessel PED Cat. IV
R40-300/5	163,5	30 x 5000	499	567,3	629,5	5 x 6	4 LEGS	585	5780 x 1225 x 1320	25	40	Vessel PED Cat. IV
R40-300/6	196,2	30 x 6000	598	680,8	755,4	5 x 6	4 LEGS	693	6780 x 1225 x 1320	25	40	Vessel PED Cat. IV
R40-400/3	130,8	40 x 3000	399	453,9	503,6	4 x 10	4 LEGS	474	3780 x 990 x 2260	25	40	Vessel PED Cat. IV
R40-400/4	174,4	40 x 4000	532	605,2	671,4	4 x 10	4 LEGS	618	4780 x 990 x 2260	25	40	Vessel PED Cat. IV
R40-400/5	218	40 x 5000	665	756,5	839,3	4 x 10	4 LEGS	775	5780 x 990 x 2260	25	40	Vessel PED Cat. IV
R40-400/6	261,6	40 x 6000	798	907,8	1007,2	4 x 10	4 LEGS	919	6780 x 990 x 2260	25	40	Vessel PED Cat. IV

**TECHNICAL DATA**

Design pressure	40 bar
Design temperature	-196°C+100°C
Max working pressure	40 bar
Working temperature	-196°C+50°C
Fluid	All
Test pressure	60 bar

**FLOWRATE FOR 1 m<sup>2</sup> OF SURFACE**

O <sub>2</sub> = 3,05	N <sub>2</sub> = 3,47	Ar = 3,85
-----------------------	-----------------------	-----------



**TECHNICAL DATA SHEET FOR AMBIENT VAPORIZER, MATERIAL ALUMINIUM**  
**PROCESS FINNED TUBES, MATERIAL ALUMINIUM ALLOY 6063 T6**

File: vaqpedvessel.  
 SPEC. 001-2001AR  
 DATE 9/3/2004  
 REV. 1  
 SH 3/3

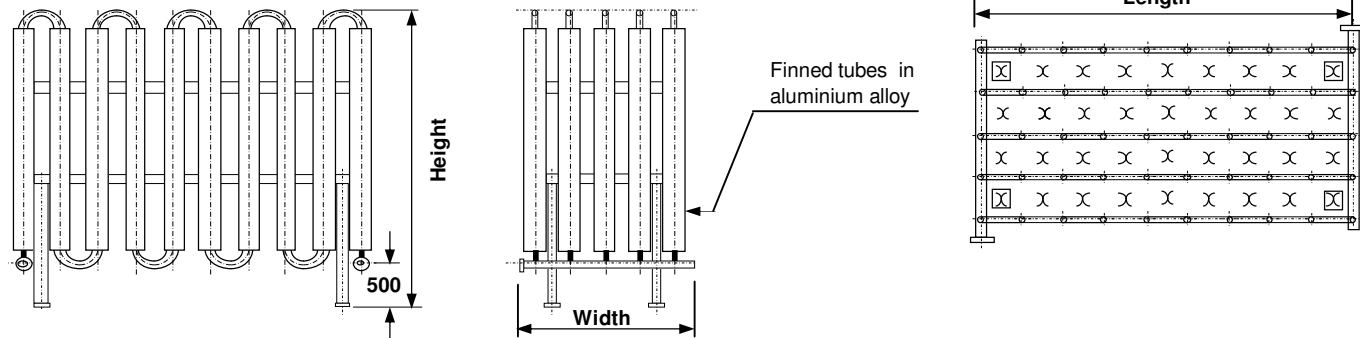
TYPE	SURFACE m <sup>2</sup>	TUBES Q.ty x Length	FLOW RATE Nm <sup>3</sup> /h (8hour)			TUBES LAY-OUT	Q.TY OF SUPPORTS	WEIGHT kg	OVERALL DIMENSIONS hig. x wid.x leng.mm	CONNECTIONS, mm		Notes
			O2	N2	Ar					ID inlet	ID outlet	
R40-500/3	163,5	50 x 3000	499	567,3	629,5	5 x 10	4 LEGS	591	3780 x 1225 x 2260	25	40	Vessel PED Cat. IV
R40-500/4	218	50 x 4000	665	756,5	839,3	5 x 10	4 LEGS	771	4780 x 1225 x 2260	25	40	Vessel PED Cat. IV
R40-500/5	272,5	50 x 5000	831	945,6	1049,1	5 x 10	4 LEGS	969	5780 x 1225 x 2260	25	40	Vessel PED Cat. IV
R40-500/6	327	50 x 6000	997	1134,7	1259,0	5 x 10	4 LEGS	1149	6780 x 1225 x 2260	25	40	Vessel PED Cat. IV
R40-600/3	196,2	60 x 3000	598	680,8	755,4	6 x 10	4 LEGS	708	3780 x 1460 x 2260	25	40	Vessel PED Cat. IV
R40-600/4	261,6	60 x 4000	798	907,8	1007,2	6 x 10	4 LEGS	924	4780 x 1460 x 2260	25	40	Vessel PED Cat. IV
R40-600/5	327	60 x 5000	997	1134,7	1259,0	6 x 10	4 LEGS	1162	5780 x 1460 x 2260	25	40	Vessel PED Cat. IV
R40-600/6	392,4	60 x 6000	1197	1361,6	1510,7	6 x 10	4 LEGS	1377	6780 x 1460 x 2260	25	40	Vessel PED Cat. IV
R40-700/3	228,9	70 x 3000	698	794,3	881,3	7 x 10	6 LEGS	832	3780 x 1700 x 2260	25	40	Vessel PED Cat. IV
R40-700/4	305,2	70 x 4000	931	1059,0	1175,0	7 x 10	6 LEGS	1084	4780 x 1700 x 2260	25	40	Vessel PED Cat. IV
R40-700/5	381,5	70 x 5000	1164	1323,8	1468,8	7 x 10	6 LEGS	1363	5780 x 1700 x 2260	25	40	Vessel PED Cat. IV
R40-700/6	457,8	70 x 6000	1396	1588,6	1762,5	7 x 10	6 LEGS	1615	6780 x 1700 x 2260	25	40	Vessel PED Cat. IV
R40-800/3	261,6	80 x 3000	798	907,8	1007,2	8 x 10	6 LEGS	949	3780 x 1940 x 2260	25	40	Vessel PED Cat. IV
R40-800/4	348,8	80 x 4000	1064	1210,3	1342,9	8 x 10	6 LEGS	1237	4780 x 1940 x 2260	25	40	Vessel PED Cat. IV
R40-800/5	436	80 x 5000	1330	1512,9	1678,6	8 x 10	6 LEGS	1556	5780 x 1940 x 2260	25	40	Vessel PED Cat. IV
R40-800/6	523,2	80 x 6000	1596	1815,5	2014,3	8 x 10	6 LEGS	1844	6780 x 1940 x 2260	25	40	Vessel PED Cat. IV
R401000/3	327	100 x 3000	997	1134,7	1259,0	10 x 10	9 LEGS	1194	3780 x 2404 x 2260	25	40	Vessel PED Cat. IV
R401000/4	436	100 x 4000	1330	1512,9	1678,6	10 x 10	9 LEGS	1554	4780 x 2404 x 2260	25	40	Vessel PED Cat. IV
R401000/5	545	100 x 5000	1662	1891,2	2098,3	10 x 10	9 LEGS	1954	5780 x 2404 x 2260	25	40	Vessel PED Cat. IV
R401000/6	654	100 x 6000	1995	2269,4	2517,9	10 x 10	9 LEGS	2314	6780 x 2404 x 2260	25	40	Vessel PED Cat. IV

**TECHNICAL DATA**

Design pressure	40 bar
Design temperature	-196°C+100°C
Max working pressure	40 bar
Working temperature	-196°C+50°C
Fluid	All
Test pressure	60 bar

**FLOWRATE FOR 1 m<sup>2</sup> OF SURFACE**

O <sub>2</sub> = 3,05	N <sub>2</sub> = 3,47	Ar = 3,85
-----------------------	-----------------------	-----------





**CRIO&ENG** S.R.L.

